


MASTER 315

Extra to the ordinary





MASTER 315

Master 315 is a stylish and practical MMA welding machine, capable of absorbing the knocks and impacts of everyday welding life. Lightweight and compact, the Master 315 is constructed from tough injection molded plastic, featuring impact bridge protection structures, making it your reliable partner for workshop or site use.

Master 315 guarantees optimal welding performance and fast parameter setting, supported by the innovative **Weld Assist** menu selection tool. Weld Assist ensures suitable parameters are set for each application, regardless of your welding experience. Select the electrode type, electrode size and joint type, and Weld Assist makes the perfect setting for you.

MMA welding may be a basic welding process, but Master 315 adds the extra to the ordinary in a perfect blend for professional welding.

KEY BENEFITS



WELD ASSIST

Take the guesswork out of MMA parameter setting with Weld Assist, lowering setup speed by up to 60 % and ensuring suitable parameter setup the first time and every time.



HIGH QUALITY MMA WELDING

Perfect welds are characterized by a smooth, controlled arc performance. Master 315 has the dynamic performance to keep the arc under control, including cellulosic electrodes.



WIRELESS REMOTE CONTROL

Extend usability and eliminate hazards with the HR45 Bluetooth wireless remote control. Simple and safe power setting and memory channel selection up to 100 m from your workstation.



Fast and accurate setup, premium weld quality



PULSED MMA

For selected applications, Pulsed MMA can lower the overall heat input, improve welding arc control and increase welding speed. Additional benefits of Pulsed MMA include excellent positional and root pass welding properties, cleaner welds and reduced heat deformation.



ARCBREAK TECHNOLOGY

ARCBreak technology provides welding professionals a variable parameter setting to easily make and break the welding arc during MMA welding.

With better control of the weld pool and heat input, ARCBreak helps you avoid burn through, improves overall weld quality and increases tack welding speed. ARCBreak can be optimized through the Weld Assist menu for variable electrode types.



CELLULOSIC WELDING PERFORMANCE

Cellulosic welding electrodes require a large voltage reserve for reliable welding. Master 315 has a special welding program and tuned power dynamics, ensuring the unique arc force properties for excellent cellulosic welding performance.



MEMORY CHANNELS

Master 315 includes 99 memory channels for your best parameter settings or WPS values. Copy or delete and update as needed. It's fast and simple.



Superb user experience

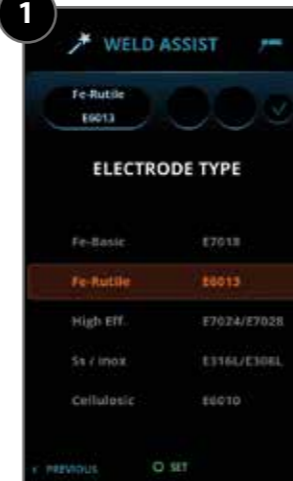


FAST AND ACCURATE SETUP WITH WELD ASSIST FUNCTION

Weld Assist sets your target range parameters fast, guiding every welder towards accurate, productive welding.

Follow the simple on-screen steps, by selecting the electrode type, electrode size and joint configuration and hit your best parameters with ease. Perfect for pWPS creation.

1



2



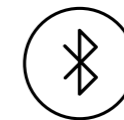
3



4



5



THE MAGIC OF CORDLESS REMOTE CONTROL

Select the HR45 Bluetooth remote control and enjoy wireless power or channel control from a distance of up to 100 meters.

Eliminate the need for remote cable repairs and improve worksite safety by using the HR45 Bluetooth wireless remote.

Make welding life easy.



OPTIMAL WELDING PARAMETERS FOR EVERY JOB

Equipped as standard with a full-color 7-inch TFT display, Master 315 defines the best user experience and accuracy for weld parameter setting and control.

The easy-to-use navigation buttons and the multi-function control knob, makes it is easy to find the optimal welding parameters for every job.

Either select your own settings manually or allow Weld Assist to guide them for you. Welding machine control and setting does not get any easier.



PERSONALIZE

Upload your company logo, contact details or favorite image to the Master 315 screen saver. It's simple and fast.

BASIC TIG WELDING FUNCTION AND FLEXLITE TX TORCHES

Connect a Flexlite TX223GVD134 torch and shielding gas, select suitable welding parameters for the TIG welding task and you're ready to ignite the welding arc. With a gentle touch of the tungsten electrode to the workpiece, Master 315 provides an excellent power source for quality DC TIG welding.

Flexlite TX series are quality TIG torches for professional welding. Model TX223GVD134 includes a gas valve for adjusting the shielding gas flow, and high-strength, flexible molded silicone handles reduce wrist loading, lowering welder fatigue and improving comfort.



TRANSPORT UNITS



P43MT



T25MT



P45MT

TECHNICAL DATA

		MASTER 315 G	MASTER 315 G (VRD locked on)	MASTER 315 GM
Mains connection voltage	3~ 50/60 Hz	380...460 V ±10 %	380...460 V ±10 %	220...230 V ±10 % 380...460 V ±10 %
Fuse		16A-C	16A-C	16A-C
Rated maximum output at 40 °C, MMA	30 %			300 A / 32.0 V (400 V) 260 A / 30.4 V (220 V)
	40 %	300 A / 32 V	300 A / 32 V	280 A / 31.2 V (400 V) 260 A / 30.4 V (220 V)
	60 %	260 A / 30.4 V	260 A / 30.4 V	260 A / 30.4 V (400 V) 230 A / 29.2 V (220 V)
Rated maximum output at 40 °C, TIG	100 %	220 A / 28.8 V	220 A / 28.8 V	220 A / 28.8 V (400 V) 175 A / 27.0 V (220 V)
	40 %	300 A / 22 V	300 A / 22 V	280 A / 21.2 V (400 V) 260 A / 20.4 V (220 V)
	60 %	260 A / 20.4 V	260 A / 20.4 V	260 A / 20.4 V (400 V) 230 A / 19.2 V (220 V)
Welding range	100 %	220 A / 18.8 V	220 A / 18.8 V	220 A / 18.8 V (400 V) 175 A / 17.0 V (220 V)
	MMA	10...300 A	10...300 A	10...300 A (400 V) 10...260 A (220 V)
	TIG	3...300 A	3...300 A	3...300 A (400 V) 3...260 A (220 V)
No-load voltage (reg)		50 Vdc	23 Vdc	50 Vdc
No-load voltage (un-reg)		70...95 V	70...95 V	70...95 V
No-load voltage, VRD		23 Vdc	23 Vdc	23 Vdc
Max welding voltage		63...89 Vdc	63...89 Vdc	38...60 Vdc
Power factor @ 100 %		0.89	0.89	0.89 (400V) 0.95 (220 V)
Efficiency @ 100 %		0.87	0.87	0.87 (400 V) 0.85 (220 V)
Operating temperature range		-20 ... +40 °C	-20 ... +40 °C	-20 ... +40 °C
EMC class		A	A	A
Degree of protection		IP23S	IP23S	IP23S
External dimensions	L x W x H	544 x 205 x 443 mm	544 x 205 x 443 mm	544 x 205 x 443 mm
Weight without accessories		21.4 kg	21.4 kg	22.6 kg
Recommended generator power (min)	Sgen	20 kVA	20 kVA	20 kVA
Stick electrode diameters	ø mm	1.6...7.0 mm	1.6...7.0 mm	1.6...7.0 mm
Standards		IEC 60974-1,-3,-10 IEC 61000-3-12 GB 15579.1	IEC 60974-1,-3,-10 IEC 61000-3-12 GB 15579.1 AS 60974.1-2006	IEC 60974-1,-3,-10 IEC 61000-3-12 GB 15579.1

ORDERING INFORMATION

Equipment	Description	Ordering code
Master 315 G	Power source 300 A, generator use	M315G
Master 315 G	Power source 300 A, generator use, VRD locked on	M315GAU
Master 315 GM	Power source 300 A, generator and multi-voltage use	M315GM
Welding cable	5 m, 35 mm ²	6184301
Welding cable	5 m, 50 mm ²	6184501
Earth return cable	5 m, 35 mm ²	6184311
Earth return cable	5 m, 50 mm ²	6184511
Flexlite TX 223GVD13	Flexlite TX torch with a manual gas valve and a DIX 13 mm connector	TX223GVD134
HR43	Wired remote	HR43
HR45	Wireless remote	HR45
FR43	Wired foot pedal remote	FR43
FR45	Wireless foot pedal remote	FR45
P43MT	4-wheel undercarriage	P43MT
T25MT	2-wheel cart with floor level cylinder loading	T25MT
P45MT	4-wheel cart with an innovative pivoting cylinder plate.	P45MT

Kemppi is the pioneering company within the welding industry. It is our role to develop solutions that make you win business. Headquartered in Lahti, Finland, Kemppi employs over 800 welding industry experts in 17 countries and has a revenue of more than 150 MEUR. Our offering includes welding solutions - intelligent equipment, welding management software and expert services - for both demanding industrial applications and ready-to-weld needs. Local expertise is available via our global partner network covering over 60 countries.

www.kemppi.com |      

